

## IRIS DATABASE: MEMBERS LISTED 2024 ILLUSTRATED STATISTICAL REPORT

Marie-Françoise DELVAL, database manager for CECA members

### IRIS is ICOM's database of individual and institutional members.

IRIS is the Salesforce Customer Relationship Management (CRM) tool implemented for the General Secretariat, which manages ICOM members from their application to the payment of their membership, via their data, affiliation to an International Committee and their personal IRIS account.

From CECA's IRIS database, the manager of a committee (national or international) can establish data sorts, to group targeted information over 1 or more years, on regions, countries, languages, types of members, their contact details, and their institution. These extractions form downloadable reports that can be used as Excel files.

This enables the manager to carry out statistics and thematic searches for the organization of CECA activities.

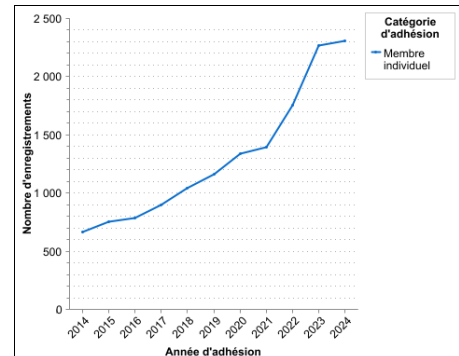
It also enables the manager to check that members are up to date with their subscriptions, and their rights within ICOM and the International Committee (elections, voting, etc.).

In the event of problems with a member's data, the committee chairman and administrator inform the ICOM General Secretariat.

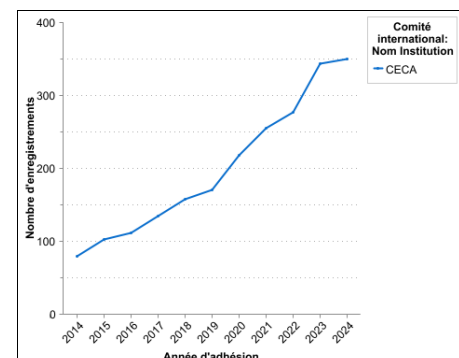
*Please note that at the time of writing this report, I have noted inaccuracies and deficiencies in the data, which do not allow me, for example, to provide accurate statistics for individuals from Latin America and the Caribbean...*

### Evolution of individual and institutional between 2014 and 2024

Comité international : Nom Institution	Année d'adhésion		Catégorie d'adhésion	total général
<input checked="" type="checkbox"/> CECA	2 014	Nombre d'enregistrements	Membre individuel	664
	2 015	Nombre d'enregistrements		752
	2 016	Nombre d'enregistrements		784
	2 017	Nombre d'enregistrements		894
	2 018	Nombre d'enregistrements		1 041
	2 019	Nombre d'enregistrements		1 158
	2 020	Nombre d'enregistrements		1 341
	2 021	Nombre d'enregistrements		1 391
	2 022	Nombre d'enregistrements		1 758
	2 023	Nombre d'enregistrements		2 270
	2 024	Nombre d'enregistrements		2 304
	Sous-total	Nombre d'enregistrements		14 357
	total général	Nombre d'enregistrements		14 357

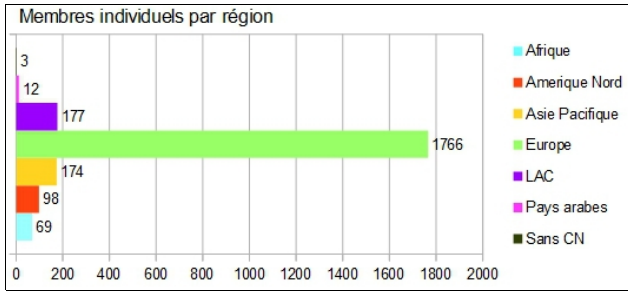


Comité international: Nom Institution	Année d'adhésion		Catégorie d'adhésion	total général
<input type="checkbox"/> CECA	2 014	Nombre d'enregistrements	Membre institutionnel	79
	2 015	Nombre d'enregistrements		102
	2 016	Nombre d'enregistrements		112
	2 017	Nombre d'enregistrements		134
	2 018	Nombre d'enregistrements		158
	2 019	Nombre d'enregistrements		170
	2 020	Nombre d'enregistrements		218
	2 021	Nombre d'enregistrements		255
	2 022	Nombre d'enregistrements		277
	2 023	Nombre d'enregistrements		343
	2 024	Nombre d'enregistrements		350
	Sous-total	Nombre d'enregistrements		2 198
	total général	Nombre d'enregistrements		2 198

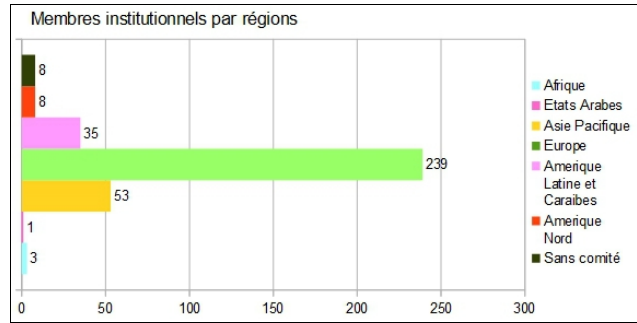


## Diagrams 2024 of individual and institutional members by region

### Individuals

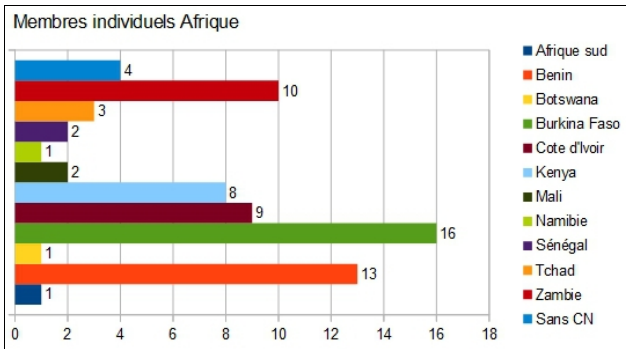


### Institutionals



## Diagrams 2024 of individual and institutional members by country

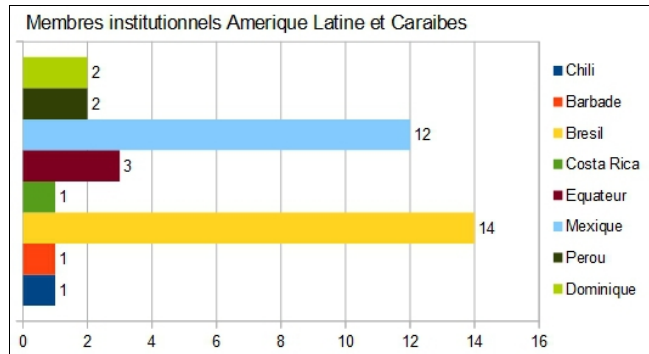
### Individuals



#### Africa

South Africa 1, Benin 13, Botswana 1, Burkina Faso 16, Ivory Coast 9, Kenya 8, Mali 2, Namibia 1, Senegal 2, Chad 3, Zambia 10, without committee 4

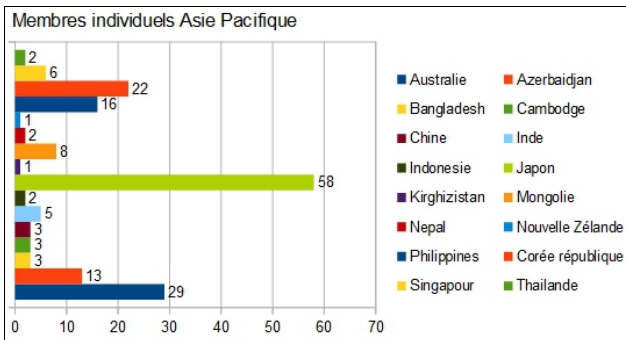
### Institutionals



#### Latin America and Caribbean

Chile 1, Barbados 1, Brazil 14, Costa Rica 1, Ecuador 3, Mexico 12, Peru 2, Dominica 2

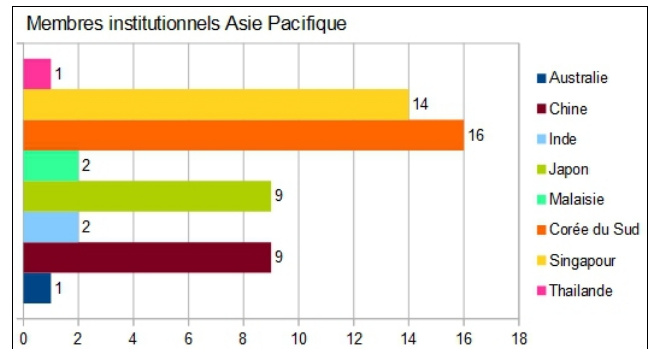
### Asia Pacific



#### Asia Pacific

Australia 29, Azerbaijan 13, Bangladesh 3, Cambodia 3, China 3, India 5, Indonesia 2, Japan 58, Kyrgyzstan 1, Mongolia 8, Nepal 2, New Zealand 1, Philippines 16, Korea Republic 22, Singapore 6, Thailand 2.

### Institutionals



#### Asia Pacific

Australia 1, China 9, India 2, Japan 9, Malaysia 2, South Korea 16, Singapore 14, Thailand 1.

### Europe: 1767

Albania, Andorra, Armenia, Austria, Belgium, Bosnia-Herzegovina, Bulgaria, Cyprus, Czech Republic, Denmark, Finland, France, Germany, Greece, Ireland, Israel, Italy, Latvia, Luxembourg, Netherlands, Norway, Portugal, Moldova, Romania, Russian Federation, Serbia, Slovenia, Spain, Switzerland, Turkey, UK.  
Note that the base includes Israel in Europe...

### North America:

Canada 31, USA 67.

### Europe: 238

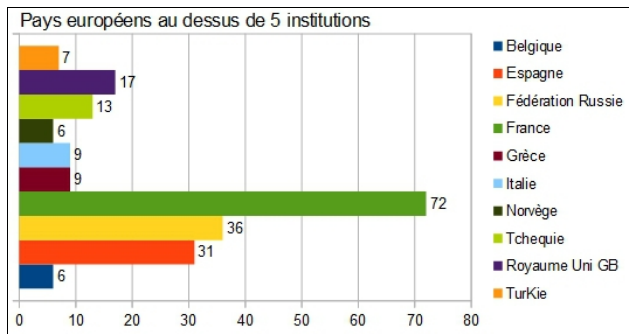
Germany 5, Andorra 1, Armenia 3, Austria 3, Belgium 6, Denmark 1, Spain 31, Russian Federation 36, Finland 1, Greece 9, Ireland 2, Israel 3, Italy 9, Latvia 1, Lithuania 2, Luxembourg 1, Malta 1, Norway 6, Netherlands 2, Portugal 4, Czech Republic 13, United Kingdom GB 17, Serbia 2, Turkey 7.  
Note that the base includes Israel in Europe...

### North America :

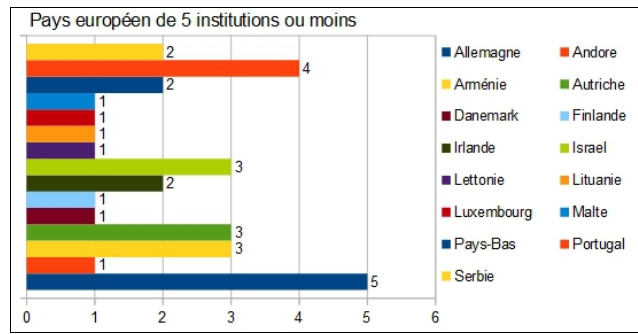
EUA 4, Canada 4.

## Institutional members in Europe

Divided into 2 diagrams to show countries with 5 or fewer institutional members



*Belgium 6, Spain 31, Russian Federation 36, France 72, Greece 9, Italy 9, Norway 6, Czech Republic 13, UK GB 17, Turkey 7.*



*Germany 5, Andorra 1, Armenia 3, Austria 3, Denmark 1, Finland 1, Ireland 2, Israel 3, Latvia 1, Lithuania 2, Luxembourg 1, Malta 1, Netherlands 2, Portugal 4, Serbia 2.*

There may be gaps in the database. If you find a problem, please contact me, and I'll pass on the information to the ICOM general database manager.

Marie-Françoise DELVAL: [mfdelval@gmx.fr](mailto:mfdelval@gmx.fr)  
 Manager of the CECA member database.